


January 2012

CATALOG

2012

Diversified
Shafts
Solutions

***** INCLUDES UPDATES THROUGH 01/15/12**



DIVERSIFIED SHAFTS SOLUTIONS AXLE ASSEMBLIES

TABLE OF CONTENTS

- Acura - pg 3
- Audi - pg 4-5
- BMW - pg 6-7
- Buick - pg 8
- Cadillac - pg 9
- Chevrolet - pg 9-10
- Chevrolet/GMC Truck -pg 11-12
- Chrysler - pg 13
- Dodge - pg 14
- Dodge Truck - pg 15
- Eagle - pg 15
- Ford - pg 16-17
- Geo - pg 17
- Honda - pg 18-19
- Hyundai - pg 20
- Hummer - pg 20
- Infiniti - pg 21
- Kia - pg 22
- Lexus - pg 23
- Lincoln - pg 23
- Mazda - pg 24-25
- Mercedes - pg 26-27
- Mercury - pg 28
- Mini - pg 29
- Mitsubishi - pg 29
- Nissan - pg 30-31
- Oldsmobile - pg 32
- Plymouth - pg 33
- Pontiac - pg 34-35
- Porsche - pg 35
- Range Rover/Land Rover - pg 35
- Saab - pg 36
- Saturn - pg 37
- Scion - pg 37
- Subaru - pg 37-38
- Suzuki - pg 39
- Toyota - pg 40-42
- Volkswagen - pg 43-46
- Volvo - pg 47




DIVERSIFIED SHAFTS SOLUTIONS AXLE ASSEMBLIES

MODEL	ACURA	LEFT	RIGHT
CL			
1997-1999			
4 CYL AUTO	39701N	39702N
MAN	39703N	39702N
6 CYL	39705N	39704N
2000-2003	39706N	39707N
INTEGRA			
1990-1993	ALL.....	3999N	4000N
1994-2001	ALL.....	3995N	4000N
LEGEND			
1986-1988	3996N	3996N
1989-1990	3996N	3998N
1991-1995	3993N	3994N
TL			
1995-1998	2.5.....	4003N	4004N
	3.2/3.4.....	4005N	4006N
1999-2003	39706N	39707N
2004-2008	AUTO.....	3616N	3617N
	MAN.....	3616N	3618N
RL			
1996-2004	4005N	4006N
2005-2008	4020N	4021N
RSX			
2002-2006	Except Type S.....	4008N	4009N
	Type-S.....	4018N	4019N
TSX			
2004-2008	4010N	4011N
MDX			
2001-2002	3963N	3964N
2003-2006	3966N	3967N




DIVERSIFIED SHAFTS SOLUTIONS AXLE ASSEMBLIES

MODEL	AUDI CONT'D	LEFT	RIGHT
A6 Quattro			
1995-1997	AUTO ONLY	2407N	2408N
1998-2004	4.2 L.	2415N	2416N
	2.7 L MAN	2332N	2334N
	AUTO.....	2411N	2412N
	2.8L & 3.0L		
	AUTO.....	2411N	2412N
	MAN.....	2413N	2414N
2005-2007	ALL.....	2367N	2368N
A8 and A8 Quattro			
1998-2002		2411N	2412N
ALLROAD			
2001-2003			
	AUTO	2415N	2360N
	MAN	2361N	2362N
2004-2005	2.7 L AUTO	2415N	2360N
	MAN	2361N	2362N
	4.2 L ALL.....	2415N	2360N
Audi 90			
1993-1995	AUTO	2409N	2410N
CABRIOLET			
1994-1998		2409N	2410N
Q-7			
2007-2010 ALL.....		2500N	2500N
S-4			
2000-2002	2.7 twin turbo/Quattro		
	AUTO W/ PANCAKE INNER.....	2331N	2332N
	W/ FLANGE INNER.....	2312N	2313N
	MAN.....	2331N	2332N
2004-2005		2351N	2352N
S-8			
2001		2411N	2412N
RS-4			
2000-2001		2331N	2332N
RS-6			
2003-2004		2415N	2416N
TT Quattro			
2000-2001		2403N	2431N
2002	Outer Joint w/nut	2403N	2431N
	Outer Joint w/bolt	2433N	2434N
2003		2433N	2434N
2004-2006	3.2.....	2375N	2376N



DIVERSIFIED SHAFTS SOLUTIONS AXLE ASSEMBLIES

MODEL	BMW	LEFT	RIGHT
MINI COOPER			
BASE MODEL			
2002- 6/30/04	AUTO.....	3334N	3335N
	MAN.....	3336N	3337N
7/1/04-2006	AUTO.....	3334N	3335N
	MAN.....	3340N	3341N
S Model			
2002-2006	MAN.....	3338N	3339N
2006-2006	AUTO.....	3342N	3343N
X-3 (FRONT AXLES)			
2004-2008. . .	HIGHWAY USE ONLY.....	3332N	3333N
	ALL TERRAIN USE.....	XXXXX	XXXXX
X-5 (FRONT AXLES)			
2000 to 04/2000.	HIGHWAY USE ONLY.....	3328N	3329N
	ALL TERRAIN USE.....	XXXXX	XXXXX
From 04/2000 to 2006	HIGHWAY USE ONLY.....	3330N	3331N
	ALL TERRAIN USE.....	XXXXX	XXXXX
X-5 (REAR AXLES)			
2000-2006	4.4L + 4.8L	306R	306R
	3.0L AUTO	304R	304R
	3.0L MAN	306R	306R
3 Series XI AWD (325Xi - 330Xi -328Xi - 335Xi)			
2001-2005	AWD FRONT.....	3310N	3311N
	AWD REAR.....	312R	313R
2006 -2009	AWD FRONT.....	3314N	3315N
3 Series REAR EXCEPT Xi AWD and 318TI			
<i>1999-2005 (Except Coupe, Convertible, and 330 series sedan)</i>			
Manual Trans.	1999-2003.....	310R	311R
	2004-2005.....	312R	313R
AutoTrans	1999-2005.....	314R	315R
<i>2000-2005 Coupe & Convertible</i>			
Manual Trans	2000-2000.....	310R	311R
	2001-2005		
	2.5L.....	314R	315R
	3.0L.....	312R	313R
	3.2L.....	TBA	TBA
Auto Trans	2000-2000.....	314R	315R
	2001-2005		
	2.5L.....	314R	315R
	3.0L.....	TBA	TBA




DIVERSIFIED SHAFTS SOLUTIONS AXLE ASSEMBLIES

MODEL	BMW CONT'D	LEFT	RIGHT
5 Series XI AWD E60 525xi/528xi/530xi/535xi Sedan + Wagon			
2004-2009 (FRONT AXLES).....		3312N	3313N
5 Series (REAR AXLES)			
1997-2003			
525i / 528i			
AUTO		320R	320R
MAN.....		322R	322R
530i			
AUTO.....		320R	320R
MAN.....		TBA	TBA
540i-M5.....		TBA	TBA
7 SERIES (REAR AXLES)			
735i			
1987-1992.....		324R	324R
735iL			
1988-up to 10/31/1991.....		324R	324R
740i			
1993-1994.....		324R	324R
740iL			
1993-1994.....		324R	324R
750iL			
1988-1994.....		324R	324R
Z4 ROADSTER & COUPE (REAR AXLES)			
2003-2005			
AUTO.....		314R	315R
MAN.....		310R	311R




DIVERSIFIED SHAFTS SOLUTIONS AXLE ASSEMBLIES

MODEL	BUICK	LEFT	RIGHT
ALLURE			
2005-2009		1355N	1350N
CENTURY			
1997-1999		1349N	1350N
2000-2005		1355N	1350N
LACROSS			
2005-2009		1355N	1350N
LESABRE			
1992-1997		1299N	1311N
1998-1999		1306N	1311N
2000-2005		1355N	1435N
LUCERNE			
2006-2009	3.8	1355N	1435N
	4.6	1427N	1427N
PARK AVENUE			
1992-1995		1299N	1311N
1996-1996	W/Supercharger	1299N	1300N
	W/O Supercharger	1299N	1311N
1997-1999	W/Supercharger	1355N	1298N
	W/O Supercharger	1355N	1294N
2000-2005	W/Supercharger	1444N	1298N
	W/O Supercharger	1355N	1435N
RAINER			
2004-2007		1445N	1445N
REGAL			
1997-1997	W/Supercharger	1355N	1300N
	W/O Supercharger	1349N	1350N
1998-2004	W/Supercharger	1355N	1300N
	W/O Supercharger	1355N	1350N
RIVIERA			
1995-1995		1349N	1294N
1996-1996	W/Supercharger	1349N	1298N
	W/O Supercharger	1349N	1294N
1997-1997	W/Supercharger	1355N	1298N
	W/O Supercharger	1355N	1294N
1998-1999		1355N	1298N
RENDEVOUS			
2002-2007	2WD	1466N	1467N
	4WD	1466N	1468N
TERRAZA			
2005-2007	2WD	1466N	1467N
	4WD	1466N	1468N




DIVERSIFIED SHAFTS SOLUTIONS AXLE ASSEMBLIES

MODEL	CADILLAC	LEFT	RIGHT
DEVILLE / CONCOURSE			
1994-1999		1272N	1272N
DEVILLE & FLEETWOOD			
1996-1999		1272N	1272N
2000-2006		1427N	1427N
DTS			
2006-2009		1427N	1427N
ELDORADO			
1994-2002		1272N	1272N
ESCALADE			
1999-2006		5268N	5268N
2007-2010		5274N	5274N
SEVILLE			
1994-1997		1272N	1272N
1998-2004		1427N	1427N
MODEL	CHEVROLET	LEFT	RIGHT
AVEO			
2004-2009			
	AUTO	1325N	1326N
	MAN	1327N	1328N
CAVALIER			
1995-1999			
	AUTO 3spd.	1323N	1324N
	4spd.	1423N	1423N
	MAN	1319N	1318N
2000-2001			
	AUTO 3spd.	1323N	1324N
	4spd.	1423N	1423N
	MAN	1319N	1439N
2002-2005			
	AUTO	1423N	1423N
	MAN	1319N	1439N
COBALT			
2005-2009			
	AUTO	1360N	1360N
	MAN Code M86**	1362N	1363N
	Code MU3** ... (Cobalt SS)	1340N	1340N
	<i>*Option Code</i>		




DIVERSIFIED SHAFTS SOLUTIONS AXLE ASSEMBLIES

MODEL	CHEVROLET CONT'D	LEFT	RIGHT
HHR			
2006-2009			
	AUTO	1370N	1370N
	MAN	1372N	1373N
IMPALA			
1999-2009			
	Except SS.	1355N	1350N
	SS (With Supercharger).	1355N	1300N
	(Without Supercharger).	1355N	1350N
MALIBU			
1997-2004		1343N	1343N
2005-2009		1380N	1380N
METRO (SEE GEO)			
MONTE CARLO			
2000-2007			
	Except SS.	1355N	1350N
	SS (With Supercharger).	1355N	1300N
	(Without Supercharger).	1355N	1350N
NOVA (Except Twin Cam)			
1985-1988		5291N	5292N
PRIZM (SEE GEO)			
UPLANDER			
2005-2007 ...	2WD.	1466N	1467N
	4WD.	1466N	1468N
VENTURE			
1997-1998		1349N	1350N
1999-2001		1355N	1350N
2002-2005 ...	FWD	1355N	1350N
	AWD.	1355N	1446N




DIVERSIFIED SHAFTS SOLUTIONS AXLE ASSEMBLIES

MODEL	CHEVROLET / GMC TRUCK	LEFT	RIGHT
ASTRO-SAFARI VAN			
1997-2002		5272N	5272N
2003-2005		5273N	5273N
AVALANCHE			
2002-2006 ... 1500		5268N	5268N
	1500HD & 2500	5270N	5270N
2007-2010		5274N	5274N
BLAZER (Full Size)			
1992-1994		5268N	5268N
COLORADO / CANYON			
2004-2009		5276N	5276N
ENVOY			
2002-2006		1445N	1445N
EQUINOX			
2005-2006		1332N	1333N
K1500			
1988-1999	1500	5268N	5268N
	2500	5268N	5268N
	7200 GVW	5270N	5270N
	8600 GVW	5270N	5270N
	3500	5270N	5270N
PICK-UP (except Silverado)			
1992-1999	1500 ser. / up to 7200 GVW.	5268N	5268N
	2500 / 3500	5270N	5270N
SILVERADO-SIERRA			
1999-2006	1500up to 7200 GVW.	5268N	5268N
	1500HD / 2500 / 3500	5270N	5270N
2007	1500 Classic Body Style	5268N	5268N
	1500HD / 2500 / 3500	5270N	5270N
	1500 New Body Style	5274N	5274N
	1500HD / 2500 / 3500	5270N	5270N
2008-2010	1500	5274N	5274N
	1500HD / 2500 / 3500	5270N	5270N




DIVERSIFIED SHAFTS SOLUTIONS AXLE ASSEMBLIES

MODEL	CHEVROLET / GMC TRUCK CONT'D	LEFT	RIGHT
SUBURBAN-YUKON			
1992-2006	1500 ser. / up to 7200 GVW.	5268N	5268N
	1500HD / 2500 / 3500.	5270N	5270N
2007	1500 Classic Body Style.	5268N	5268N
	1500HD / 2500 / 3500.	5270N	5270N
	1500 New Body Style	5274N	5274N
	1500HD / 2500 / 3500.	5270N	5270N
2008-2010	1500.	5274N	5274N
	1500HD / 2500 / 3500.	5270N	5270N
S SERIES Includes S-10 P/U & Small BLAZER/GMC SONOMA-JIMMY			
1982-1996	W/O High Wide (ZR2).	5265N	5265N
1997-2005	W/O HIGH WIDE (ZR2).	5281N	5282N
	With HIGH WIDE (ZR2).	5283N	5284N
TAHOE			
1995-1999	GAS.	5268N	5268N
	DIE.	5270N	5270N
2000-2006		5268N	5268N
2007-2010		5274N	5274N
TRACKER			
1999-2004		5911N	5912N
TRAIL BLAZER			
2002-2009		1445N	1445N
UPLANDER			
2008-2009.		1466N	1467N




DIVERSIFIED SHAFTS SOLUTIONS AXLE ASSEMBLIES

MODEL	CHRYSLER	LEFT	RIGHT
300M			
1999-2004		7233N	7234N
CIRRUS			
1998-2000		7207N	7208N
CONCORD			
1998-2004		7233N	7234N
IMPERIAL			
1990-1993 W/O INTER.SHAFT		7224N	7225N
W/INTER. SHAFT.		7224N	7224N
LEBARON			
1987-1995 W/O INTER.SHAFT.		7224N	7225N
W/INTER. SHAFT.		7224N	7224N
LHS			
1998-2001		7233N	7234N
NEON			
2000-2001 AUTO 3spd.		7201N	7202N
AUTO 4spd.		7201N	7204N
MAN.		7201N	7204N
NEW YORKER/FIFTH AVE			
1987-1993 W/O INTER.SHAFT.		7224N	7225N
W/INTER. SHAFT.		7224N	7224N
PACIFICA			
2004-2006 FWD.		7206N	7209N
AWD.		7206N	7210N
PT CRUISER			
2001-2002		7201N	7204N
2003-2007 W/O TURBO.		7201N	7204N
W/TURBO AUTO.		7201N	7205N
MAN.		7200N	7203N
SEBRING COUPE			
1995-2000 4 CYL.		9600N	9601N
6 CYL.		9600N	9609N
2001-2005 4 CYL.		9605N	9604N
6 CYL.		9608N	9609N
SEBRING SEDAN & CONVERTABLE			
2000-2006 SEDAN		7207N	7208N
1998-2006 CONVERTIBLE.		7207N	7208N
TOWN & COUNTRY – CARAVAN – GRAND CARAVAN			
1987-1995 FWD. W/O intermediate shaft on R/S.		7215N	7216N
W/ intermediate shaft on R/S.		7215N	7215N
1996-2007 FWD.		7211N	7214N
AWD		7211N	7220N




DIVERSIFIED SHAFTS SOLUTIONS AXLE ASSEMBLIES

MODEL	DODGE	LEFT	RIGHT
400-600			
1984-1988	W/O INTER.SHAFT	7224N	7225N
	W/INTER. SHAFT	7224N	7224N
ARIES			
1987-1989		7224N	7225N
AVENGER			
1995-2000	4 CYL.	9600N	9601N
	6 CYL.	9600N	9609N
CARAVAN – GRAND CARAVAN – TOWN AND COUNTRY			
1987-1995 FWD	W/O intermediate shaft on R/S	7215N	7216N
	W/ intermediate shaft on R/S	7215N	7215N
1996-2007 FWD		7211N	7214N
	AWD	7211N	7220N
DAYTONA			
1987-1993	W/O INTER.SHAFT	7224N	7225N
	W/INTER. SHAFT	7224N	7224N
DYNASTY			
1988-1993	W/O INTER.SHAFT	7224N	7225N
	W/INTER. SHAFT	7224N	7224N
INTREPID			
1998-2004		7233N	7234N
LANCER			
1987-1989	W/O INTER.SHAFT	7224N	7225N
	W/INTER. SHAFT	7224N	7224N
NEON (EXCEPT SRT-4)			
2000-2001	AUTO 3spd.	7201N	7202N
	AUTO 4spd.	7201N	7204N
	MAN	7201N	7204N
2002-2005 (Except SRT-4)		7201N	7204N
NEON SRT-4			
2003-2005		7250N	7205N
SHADOW			
1987-1994	W/O INTER.SHAFT	7224N	7225N
	W/INTER. SHAFT	7224N	7224N
SPIRIT			
1989-1995	W/O INTER.SHAFT	7224N	7225N
	W/INTER. SHAFT	7224N	7224N
STRATUS COUPE			
2001-2005	4CYL.	9605N	9604N
	V6	9608N	9609N
STRATUS SEDAN			
1998-2006		7207N	7208N




DIVERSIFIED SHAFTS SOLUTIONS AXLE ASSEMBLIES

MODEL	DODGE TRUCK	LEFT	RIGHT
DAKOTA			
1987-1990		4301N	4301N
1991-1996		4318N	4318N
1997-1999		4232N	4232N
2000-up to 8/2000		4323N	4323N
From 9/2000 to 2004		4324N	4324N
DURANGO			
1998-1999		4232N	4232N
2000-2001		4323N	4323N
2002-2003		4324N	4324N
2004-2008		4325N	4325N
RAM 1500			
2002-2005		4350N	4350N
2006-2009		4352N	4352N
MODEL	EAGLE	LEFT	RIGHT
TALON-2WD W/O Turbo			
1995-1998 2.0 L		9600N	9601N
2.4 L		9602N	9603N
TALON-2WD W/ Turbo			
1995-1998 AUTO		8998N	8999N
MAN		8996N	8997N
TALON-AWD			
1995-1998 MAN		9780N	9781N
AUTO		9780N	9782N



DIVERSIFIED SHAFTS SOLUTIONS AXLE ASSEMBLIES


MODEL	FORD	LEFT	RIGHT
ESCORT & EXP			
1991-1996			
1.9	ALL	6259N	8214N
1.8 GT	AUTO	6259N	xxxxx
	MAN.....	xxxxx	xxxxx
1997-2003	AUTO EXCEPT ZX-2	6259N	8214N
	MAN EXCEPT ZX-2	8251N	8252N
ESCORT ZX2			
1998-2003	AUTO	6259N	8214N
	MAN	8255N	8254N
ESCAPE			
2001-2004	AUTO	6630N	6631N
2001-2004	MAN.....	6632N	6633N
2005-2008	AUTO V6 EXCEPT HYBRID.....	6636N	6631N
	AUTO 4CYL.....	6637N	6631N
2005-2008	HYBRID.....	6634N	6631N
EXPLORER EXCEPT SPORT TRACK			
1995-2001		2201N	2127N
2002-2006		2253N	2254N
EXPLORER SPORT TRACK			
2001-2005		2201N	2127N
F-250			
1997-1999.....		8301N	8301N
FOCUS Except SVT			
2000-2007	AUTO.....	8320N	8321N
2000-2004	MAN W/ IB5 TRAN (sohc)	xxxxx	xxxxx
	W/ MTX 75 TRANS	8320N	8321N
FOCUS SVT			
2002-2004	MAN 6 SPD.....	8318N	8319N
FREESTAR			
2004-2007		8322N	8323N
FREESTYLE			
2005-2007			
	FWD	2170N	2174N
	AWD	2170N	2172N
FIVE-HUNDRED			
2005-2007			
	AUTO ..CVT	2170N	2174N
	6SPD	2173N	2171N
	AWD	2170N	2172N
F-150 + EXPEDITION			
1997-2004		8301N	8301N
2005-2007		8303N	8303N



DIVERSIFIED SHAFTS SOLUTIONS AXLE ASSEMBLIES


MODEL	FORD CONT'D	LEFT	RIGHT
FUSION			
2006-2009	AUTO 5spd	6758N	6759N
	AUTO 6spd	6740N	6767N
	MANUAL	6758N	6759N
PROBE			
1988-1992	4 CYL W/O Turbo	8242N	8243N
1993-1993	6269N	6270N
1994-1998	4 CYL AUTO	6271N	6270N
	MAN	6269N	6270N
	6 CYL ALL	6269N	6270N
RANGER			
2000-2000	Except 2000 w/pulse vacuum hubs	2201N	2127N
2001-2009	2201N	2127N
TAURUS (Except SHO)			
1986-1993	V6 .ALL	8231N	8232N
1994-2007	W/AX4N Trans (19 bolt trans. pan)** . .	8231N	8238N
	W/O AX4N Trans (17 bolt trans. Pan)** .	8231N	8232N
	** 8238N = 25 7/16" ** 8232N = 26 13/16"		
TAURUS SHO			
1994-1995	W/3.2 V6	8231N	8232N
1996-1999	W/3.4 V8	8231N	8238N
WINDSTAR			
1995-1998	2168N	2169N
1999-2000	2191N	2192N
2001-2003	2191N	2193N
MODEL	GEO	LEFT	RIGHT
METRO			
4 Cyl			
1996-2001	AUTO	1312N	1313N
	MAN	xxxx	xxxx
PRIZM			
1989-1992	5291N	5292N
1993-2002	4298N	4299N
MODEL	GMC	LEFT	RIGHT

SEE CHEVROLET – GMC TRUCK




DIVERSIFIED SHAFTS SOLUTIONS AXLE ASSEMBLIES

MODEL	HONDA	LEFT	RIGHT
ACCORD			
1986-1989	AUTO.....	3981N	3982N
	MAN.....	3983N	3982N
1990-1993	AUTO.....	3986N	3987N
	MAN.....	3900N	3987N
1994-1997 4 CYL....	AUTO.....	39701N	39702N
	MAN.....	39703N	39702N
1995-1997 6 CYL.....		39705N	39704N
1998-2002 4 CYL...	AUTO.....	3601N	3602N
	MAN.....	3603N	3602N
	6 CYL.....	39706N	39707N
2003-2007 4 CYL...	AUTO.....	3610N	3611N
	MAN.....	3613N	3614N
2003-2007 (Except Hybrid)			
	6 CYL.....	3616N	3617N
2005-2007 (Hybrid)			
	6 CYL.....	3977N	3978N
CIVIC (EXCEPT DEL SOL)			
1988-1991Except HF w/23 splines.....	2892N	2893N
1992-1998	2897N	2898N
1999-20001.6 S.O.H.C.....	2897N	2898N
1.6 D.O.H.C.....	3995N	4000N
2001-2005 (EXCEPT Si and Hybrid)			
	AUTO.....	2897N	2902N
	MAN.....	2903N	2904N
2006 -2010 (EXCEPT Si and Hybrid)			
	AUTO.....	4043N	4044N
	MAN.....	4045N	4046N
CIVIC HYBRID			
2003-2005	4047N	4048N
2006-2010	4049N	4050N
CIVIC Si			
2002-2005	4039N	4040N
CIVIC DEL SOL			
1993-1997S.O.H.C.....	2897N	2898N
D.O.H.C.....	3995N	4000N
CRV			
1995-2001	AUTO.....	3959N	3960N
	MAN.....	3959N	3957N
2002-2006	3944N	3945N




DIVERSIFIED SHAFTS SOLUTIONS AXLE ASSEMBLIES

MODEL	HONDA CONT'D	LEFT	RIGHT
ELEMENT			
2003-2008		3955N	3956N
FIT			
2007-2009	AUTO.....	4051N	4052N
	MAN.....	4053N	4054N
PASSPORT			
1998-2001	Quick Change 1/2 shaft.....	8821N	8821N
PILOT			
2003-2004		3622N	3964N
2005.....		3974N	3988N
2006-2008.....		3979N	3980N
PRELUDE			
1988-1989		3509N	3510N
1990-1991		39703N	39702N
1992-1996	MAN	3513N	3514N
	AUTO.....	3515N	3514N
1997-2001.....		3511N	3512N
SU-2000			
2000-2005	REAR AXLES	6000N	6001N
ODYSSEY			
1995-1998		3961N	3962N
1999-2004		3963N	3964N
2005-2006		3970N	3971N




DIVERSIFIED SHAFTS SOLUTIONS AXLE ASSEMBLIES

MODEL	HYUNDAI	LEFT	RIGHT
ACCENT			
1995-1999		3111N	3112N
2000-2005	AUTO.....	3114N	3115N
	MAN	3116N	3117N
2006-2009	AUTO.....	3132N	3133N
	MAN.....	3134N	3135N
ELANTRA			
1996-1998		3101N	3102N
1999-2000		3109N	3110N
2001-2006	AUTO.....	3104N	3105N
	MAN.....	3107N	3108N
XG300-XG350			
2001-2005		6408N	6409N
SONATA			
1999-2005	4CYL.....	6311N	6312N
	V6.....	6314N	6315N
2006-2009	3.3 V6.....	3152N	3153N
	4 CYL AUTO.....	3148N	3149N
	MAN.....	3150N	3151N
SANTA FE			
2001-2002	4 Cyl AUTO.....	6410N	6411N
	MAN.....	6413N	6414N
	6 Cyl 2.7 2WD.....	6416N	6417N
	4WD & AWD.....	6420N	6421N
2003-2006	4 Cyl AUTO.....	6410N	6411N
	MAN.....	6413N	6414N
	6 Cyl 2.7 2WD.....	6416N	6417N
	4WD & AWD.....	6420N	6421N
	6 Cyl 3.5 2WD.....	6424N	6423N
	4WD. & AWD.....	6424N	6427N
TIBURON			
1997-1998		3101N	3102N
1999-2001		3109N	3110N
2003-2008	4 CYL AUTO.....	3104N	3105N
	MAN.....	3107N	3108N
2003-2008	6 CYL AUTO.....	3119N	3120N
	MAN.. 5 spd.....	3119N	3120N
	6 spd.....	3123N	3120N
MODEL	HUMMER	LEFT	RIGHT
H2			
2003-2009		5270N	5270N




DIVERSIFIED SHAFTS SOLUTIONS AXLE ASSEMBLIES

MODEL	INFINITI	LEFT	RIGHT
FX SERIES			
2003-2006	3.5.....	7985N	7986N
	4.5.....	7987N	7986N
G-20/G20T			
1991-1996	G20 Base... AUTO	7998N	7999N
	G20T AUTO	7994N	7995N
1999-2002	G20 Base... AUTO	7981N	7982N
	G20T AUTO	7983N	7984N
I30-I35			
1996-2004 W/O TRACTION CONTROL	8003N	8004N
 W/ TRACTION CONTROL	8002N	8004N
QX4			
1997-2003	8070N	8070N
QX56			
2004-2009	8069N	8069N
MODEL	ISUZU	LEFT	RIGHT
I350 / I370			
2006-2008	5276N	5276N
AMIGO			
1998-2000 (Sold as 1/2 shaft)	8821N	8821N
ASCENDER			
2003-2008	1445N	1445N
HOMBRE			
1998-2000	5281N	5282N
OASIS			
1996-1999	3961N	3962N
RODEO			
1998-2001	Quick Change 1/2 shaft.	8821N	8821N
MODEL	JAGUAR	LEFT	RIGHT
X TYPE			
2002-2007	AWD.	1022N	1023N
MODEL	JEEP	LEFT	RIGHT
CHEROKEE - GRAND CHEROKEE - GRAND WAGONEER			
1993-1998	2258N	2259N
1999-2004	... ALL With Select Track and Quadra Track ...	2265N	2266N
	ALL With QUADRA DRIVE	2263N	2264N
2005-2009	... W/OUT ELEC LSD	2269N	2268N
	WITH ELEC LSD.	2267N	2268N
COMMANDER			
2006-2009	W/OUT ELEC LSD	2269N	2268N
	WITH ELEC LSD.	2267N	2268N
LIBERTY			
2002-2007	... 3.7.	2252N	2255N




DIVERSIFIED SHAFTS SOLUTIONS AXLE ASSEMBLIES

MODEL	KIA	LEFT	RIGHT
AMANTI			
2004-2006		6305N	6306N
OPTIMA			
2001-2006	4CYL	6311N	6312N
	V6	6314N	6315N
RIO			
2001-2005 ..	AUTO	6307N	6308N
	MAN	6309N	6310N
SEPHIA			
1994-1995 1.6	SOHC	6259N	8214N
1995-1997 1.6	DOHC	6259N	6266N
1995-2000 1.8	AUTO	6259N	6300N
	MAN	6279N	6300N
2001	AUTO W/26 spline Hub	6259N	6300N
	MAN W/26 spline Hub	6279N	6300N
	AUTO W/28 spline Hub	6320N	6324N
	MAN W/28 spline Hub	6322N	6324N
2002-2005	AUTO	6320N	6324N
	MAN	6322N	6324N
SPECTRA			
1999-2000	AUTO	6259N	6300N
	MAN	6279N	6300N
2001-2003	AUTO	6320N	6324N
	MAN	6322N	6324N
2004-2005	1.8. AUTO	6320N	6324N
	MAN	6322N	6324N
	2.0 AUTO	6316N	6317N
	MAN	6318N	6319N
2006	AUTO 25 spline inner	6316N	6317N
	27 spline inner	6318N	6319N
	MAN	6318N	6319N
2007-2009	AUTO	6318N	6319N
	MAN	6318N	6319N
SEDONA			
2002-2005		6355N	6356N
SORENTO			
2003-2009		6301N	6302N




DIVERSIFIED SHAFTS SOLUTIONS AXLE ASSEMBLIES

MODEL	LEXUS	LEFT	RIGHT
ES250			
1989-1991		541N	541N
ES300 / 330			
1992-1996		551N	551N
1997-2001		650N	651N
2002-2006		512N	513N
GX470			
2003-2009		546N	546N
LX470			
1998-2007		565N	565N
RX-300			
1999-2003 ... AWD		670N	671N
1999-2001 ... 2WD		672N	672N
2002-2003 ... 2WD		673N	673N
RX-330			
2004-2006 .. 2WD		501N	502N
		560N	561N
RX-350			
2007-2009 .. 2WD		501N	502N
		560N	561N
MODEL	LINCOLN	LEFT	RIGHT
AVIATOR			
2003-2005		2253N	2254N
CONTINENTAL			
1988-1994		8231N	8232N
NAVIGATOR			
1998-2002		8301N	8301N
2003-2006		8303N	8303N
MARK LT			
2006-2007		8303N	8303N
MKZ			
2007-2010		6740N	6767N
ZEPHYR			
2006		6740N	6767N




DIVERSIFIED SHAFTS SOLUTIONS AXLE ASSEMBLIES

MODEL	MAZDA	LEFT	RIGHT	
323 (W/O Turbo + W/O 4WD)				
1990-1995		6259N	8214N	
626/MX6				
1988-1992	4 CYL W/O turbo	8242N	8243N	
1993-1993		6269N	6270N	
1994-2002	4 CYL AUTO	6271N	6270N	
	MAN	6269N	6270N	
	6 CYL	6269N	6270N	
MAZDA 3				
2004	2.3L	AUTO	6770N	6771N
		MAN	6772N	6773N
	2.0L	AUTO	6766N	6771N
		MAN	6772N	6773N
2005	Outer Joint W/Bolt (To 5/2005 for M/T to 6/2005 for A/T)			
	2.3L	AUTO	6770N	6771N
		MAN	6772N	6773N
	2.0L	AUTO	6766N	6771N
		MAN	6772N	6773N
	Outer Joint W/Nut (From 6/2005 for M/T From 7/2005 for A/T)			
	2.3L	AUTO	6791N	6792N
		MAN	6793N	6794N
	2.0L	AUTO	6795N	6792N
		MAN	6797N	6794N
2006	2.3L	AUTO	6791N	6792N
		MAN	6793N	6794N
	2.0L	AUTO	6795N	6792N
		MAN	6797N	6794N
2007-2009	2.3L	AUTO	6791N	6792N
		MAN . . . 5 spd	6793N	6799N
		6 spd	6700N	6799N
	2.0L	AUTO	6795N	6792N
		MAN	6797N	6799N
MAZDA 5				
2006-2008		AUTO	6791N	6792N
		MAN	6797N	6799N
MAZDA 6				
2003-2004	3.0L	AUTO	6760N	6761N
		MAN	6764N	6761N
	2.3L	ALL	6758N	6759N
2005	3.0L	AUTO	6740N	6761N
		MAN	6764N	6761N
	2.3L	ALL	6758N	6759N
2006-2008	3.0L	AUTO	6740N	6761N
		MAN	6740N	6761N
	2.3L	ALL (Except Turbo AWD)	6758N	6759N




DIVERSIFIED SHAFTS SOLUTIONS AXLE ASSEMBLIES

MODEL	MAZDA CONT'D	LEFT	RIGHT
MILLENNIA			
1994-2000	2.5L	6753N	6754N
	2.3L . . . Miller Cycle Eng. Thru 12/94 production	xxxxx	xxxxx
	From 1/95 production	6755N	6754N
2001-2002	2.5L	6753N	6754N
	2.3L	6756N	6757N
MPV			
1989-1998		6824N	6825N
2000-2001		6826N	6827N
2002-2006		6829N	6830N
MX3			
1992-1993.....	1.6.	6259N	8214N
	1.8 AUTO.	6259N	8254N
	1.8 MAN.	6279N	8254N
1994-1995.....	1.6.	6259N	6266N
	1.8 AUTO.	6259N	8254N
	1.8 MAN.	6279N	8254N
PICK-UP (B Series)			
2000-2005	Except 2000 w/pulse vacuum hubs.	2201N	2127N
PROTÉGÉ			
1990-1994	S.O.H.C.	6259N	8214N
	D.O.H.C.	xxxxx	xxxxx
1995-1998 . . .	1.5 W/Inter shaft on r/s (2 piece axle)	6259N	6266N
	W/O Inter shaft on r/s (one single bar)	6259N	8214N
	1.8 Except 95 MAN	6259N	6300N
	95 MAN.	6279N	6300N
1999-2003	1.6+1.8 AUTO	8255N	8254N
	MAN	6259N	8254N
	2.0 AUTO	8255N	8254N
	MAN Except 03' Mazda Speed	6279N	8254N
2003	2.0 Mazda Speed MAN.	6303N	8254N
PROTÉGÉ 5			
2002-2003	AUTO	8255N	8254N
	MAN	6259N	8254N
TRIBUTE			
2001-2004	AUTO	6630N	6631N
2001-2004	MAN.	6632N	6633N
2005-2008	AUTO V6 EXCEPT HYBRID.	6636N	6631N
	AUTO 4CYL.	6637N	6631N
2005-2008	HYBRID.	6634N	6631N



DIVERSIFIED SHAFTS SOLUTIONS AXLE ASSEMBLIES

MODEL	MERCEDES	LEFT	RIGHT
C CLASS 4-MATIC FRONT AXLES:			
C240 4 MATIC			
2003-2005	9016N	9017N
C320 4 MATIC			
2003-2005	9016N	9017N
C280 4 MATIC			
2006-2007	9016N	9017N
C350 4 MATIC			
2006-2007	9016N	9017N
E CLASS 4-MATIC FRONT AXLES:			
E280			
2007	9008N	9009N
E300			
2008-2009	9008N	9009N
E320			
1998-1999	W/NUT.....	9012N	9013N
	W/BOLT.....	9014N	9015N
2000-2002	9014N	9015N
2003	XXXXX	XXXXX
2004-2005	FROM VIN X163160.....	9008N	9009N
E350			
2006-2009	9008N	9009N
E430			
2000-2002	9014N	9015N
E500			
2004-2006	9008N	9009N
E550			
2007-2009	9008N	9009N
ML SERIES FRONT AXLES:			
ML- 320			
1998-2003 Front Axles.....	9000N	9001N
ML- 350			
2003-2005 Front Axles.....	9000N	9001N
ML- 430			
1999-2001 Front Axles.....	9000N	9001N
ML-55			
2002-2003 Front Axles.....	9000N	9001N
ML-500			
2002-2005 Front Axles.....	9000N	9001N




DIVERSIFIED SHAFTS SOLUTIONS AXLE ASSEMBLIES

MODEL	MERCEDES CONT'D	LEFT	RIGHT
Mercedes Rear Axles:			
220 / 220D / 230 / 240D / 250 / 250C			
1976-1983		160R	160R
280CE / 280E			
1978-1981		160R	160R
280 / 280C			
1973-1976		160R	160R
300 SDL			
1986-1987		157R	157R
300 SE			
1988-1991		157R	157R
300 SEL			
1988-1991		157R	157R
300 SD			
1985		156R	156R
300CD / 300D			
1984-1985		160R	160R
300TD			
1985-1987		160R	160R
300CE			
1991-1992	W/ASR	158R	158R
1993	ALL	158R	158R
300E 4 MATIC			
1990-1993	W/ASD + ASR	158R	158R
300E BASE			
1993	W/ASR	158R	158R
300E 2.8			
1993	W/ASR	158R	158R
300SL			
1990-1993	W/ASR	158R	158R
300TE BASE			
1993	W/ASR	158R	158R
350 SD			
1991		156R	156R
350 SDL			
1990-1991		156R	156R
380SL / 380SLC			
1981-1983		160R	160R
450SLC			
1972-1982		160R	160R
C230			
1999-2000	W/O ASR.	158R	158R



DIVERSIFIED SHAFTS SOLUTIONS AXLE ASSEMBLIES

MODEL	MERCEDES CONT'D 2	LEFT	RIGHT
C280			
1994-1997	W/O ASR	158R	158R
E320			
1994-1995	ALL	158R	158R
SL320			
1994-1995	W/ASD	158R	158R
MODEL	MERCURY	LEFT	RIGHT
MARINER			
2005-2008	AUTO V6 EXCEPT HYBRID.	6636N	6631N
	AUTO 4CYL.	6637N	6631N
2005-2008	HYBRID.	6634N	6631N
MILAN			
2006-2009	AUTO 5spd.	6758N	6759N
	AUTO 6spd.	6740N	6767N
	MANUAL. ALL	6758N	6759N
MONTEGO			
2005-2007	AUTO .CVT	2170N	2174N
	6SPD	2173N	2171N
	AWD	2170N	2172N
MONTEREY			
2004-2007	8322N	8323N
MOUNTAINEER			
1997-2001	2201N	2127N
2002-2006	2253N	2254N
SABLE			
1986-1993	V6 All.	8231N	8232N
1994-2007	W/AX4N Trans (19 bolt trans. pan)	8231N	8238N
	W/O AX4N Trans (17 bolt trans. Pan)	8231N	8232N
TRACER			
1991-1996	1.9T All	6259N	8214N
	1.8T AUTO	6259N	xxxxx
	MAN	xxxxx	xxxxx
1997-2000	AUTO	6259N	8214N
	MAN	8251N	8252N
VILLAGER			
1993-2002	8045N	8046N



DIVERSIFIED SHAFTS SOLUTIONS AXLE ASSEMBLIES

MODEL	MINI	LEFT	RIGHT
-------	-------------	------	-------

SEE BMW LISTINGS

MODEL	MITSUBISHI	LEFT	RIGHT
-------	-------------------	------	-------

DIAMANTE

1997-2004		9611N	9612N
-----------------	--	-------	-------

ECLIPSE-2WD W/O Turbo

1995-1999	2.0 L	9600N	9601N
	2.4 L	9602N	9603N
2000-2005	4 CYL	9605N	9604N
	V6	9608N	9609N

ECLIPSE-2WD W/ Turbo

1995-1999	AUTO	8998N	8999N
	MAN	8996N	8997N

ECLIPSE-AWD

1995-1999	MAN	9780N	9781N
	AUTO	9780N	9782N

ENDEAVOR

2004-2008	FWD.	9629N	9630N
	AWD.	9627N	9628N

GALANT

1995-1998		9602N	9603N
1999-2003	4CYL	9605N	9604N
	V6	9608N	9609N

LANCER

2002-2006.....	2.0 BASE.	9615N	9616N
	Evolution AWD.	9621N	9622N

MIRAGE

1997-2002	ALL	9613N	9614N
-----------	-----------	-------	-------

MONTERO (Except Sport)


2001-2006.....		9631N	9632N
----------------	--	-------	-------

MONTERO SPORT

1997-1998.....		9633N	9634N
1999		XXXXX	XXXXX
2000-2004.....		9633N	9634N


OUTLANDER

2003-2006	2WD	9624N	9623N
	AWD	9625N	9626N




DIVERSIFIED SHAFTS SOLUTIONS AXLE ASSEMBLIES

MODEL	NISSAN	LEFT	RIGHT
200 SX			
1995-1998 ... 1.6		8047N	8042N
2.0 MAN.....		8051N	8052N
ALTIMA			
1993-1997	W/O LIMITED SLIP DIFFERENTIAL (ALL VEHICLES 94 UP)		
	AUTO	8463N	8464N
	MAN	8491N	8492N
1998-2001	AUTO	8472N	8473N
	MAN	8493N	8494N
2002-2006 4CYL	AUTO	8475N	8476N
	MAN	8008N	8009N
2002-2004 6CYL	AUTO	8479N	8480N
	MAN.....	8495N	8496N
2005-2006 6CYL	AUTO.....	8465N	8466N
	MAN	8495N	8496N
ARMADA			
2004-2009.....		8069N	8069N
FRONTIER			
1998-2004		8068N	8068N
MAXIMA			
1985-1988		8491N	8492N
1989-1991		8461N	8016N
1992-1994	S.O.H.C. (2 cams).....	8461N	8016N
	D.O.H.C. (4 cams).....	xxxxx	xxxxx
1995-1998		8003N	8004N
1999-2001 ... ALL. .	With Traction Control	8002N	8004N
	W/O Traction Control	8003N	8004N
2002-2003 ... AUTO. .	With Traction Control	8002N	8004N
	W/O Traction Control	8003N	8004N
	MAN.....	8001N	8006N
2004-2006 ... AUTO 4spd.....		8479N	8480N
	AUTO 5spd.....	8465N	8466N
	MAN	8495N	8496N
MURANO			
2003-2007 ... 2WD		8010N	8011N
	AWD	8010N	8017N
PATHFINDER			
1990-1995		8066N	8066N
1996-2004		8070N	8070N
PICK-UP (EXCEPT FRONTIER)			
1994-1995	4 Cyl	8070N	8070N
	6 Cyl	8066N	8066N
1996-1997.....		8070N	8070N




DIVERSIFIED SHAFTS SOLUTIONS AXLE ASSEMBLIES

MODEL	NISSAN CONT'D		LEFT	RIGHT
QUEST				
1993-2002			8045N	8046N
2004-2006 ...	AUTO	4spd	8071N	8072N
		5spd	8073N	8074N
2007-2009			8073N	8074N
SENTRA				
1991-1992.....	1.6	AUTO W/O OVERDRIVE*	xxxxx	xxxxx
		WITH OVERDRIVE*	8047N	8042N
		MAN	8047N	8042N
	2.0	MAN	8051N	8052N
		*** LOOK FOR O.D OPTION ***		
		O.D Button Located on Shift Handle		
1993-1994.....	1.6	ALL	8047N	8042N
	2.0	MAN	8051N	8052N
1995-1999.....	1.6	ALL	8047N	8042N
	2.0	ALL	8051N	8052N
2000-2001.....	1.8	ALL	8047N	8061N
	2.0	ALL ... W/O Limited Slip.	8054N	8055N
		With Limited Slip.	8053N	8052N
2002-2006.....	1.8	ALL	8047N	8061N
	2.5	AUTO	8012N	8013N
		MAN	8014N	8015N
TITAN				
2004-2009			8069N	8069N
XTERRA				
2000-2004			8068N	8068N




DIVERSIFIED SHAFTS SOLUTIONS AXLE ASSEMBLIES

MODEL	PLYMOUTH	LEFT	RIGHT
ACCLAIM			
1989-1995	W/O INTER.SHAFT.	7224N	7225N
	W/INTER. SHAFT.	7224N	7224N
CARAVELLE			
1985-1988	W/O INTER.SHAFT.	7224N	7225N
	W/INTER. SHAFT.	7224N	7224N
BREEZE			
2000-2000	7207N	7208N
RELIANT			
1987-1989	7224N	7225N
NEON..... SEE DODGE NEON			
SUNDANCE			
1987-1994	W/O INTER.SHAFT.	7224N	7225N
	W/INTER. SHAFT.	7224N	7224N
VOYAGER			
1987-1995	FWD W/O intermediate shaft on R/S	7215N	7216N
	With intermediate shaft on R/S	7215N	7215N
1996-2003	FWD	7211N	7214N
	AWD	7211N	7220N



DIVERSIFIED SHAFTS SOLUTIONS AXLE ASSEMBLIES

MODEL	PONTIAC	LEFT	RIGHT
AZTEK			
2001-2005 . . . 2WD		1466N	1467N
	AWD	1466N	1468N
BONNEVILLE			
1992-1995		1299N	1311N
1996-1996	EXCEPT SUPERCHARGER	1299N	1311N
	SUPERCHARGER	1299N	1300N
1997-1997	EXCEPT SUPERCHARGER	1299N	1311N
	SUPERGHARGER	1306N	1300N
1998-1999	EXCEPT SUPERCHARGER	1306N	1311N
	SUPERCHARGED	1306N	1300N
2000-2003	EXCEPT SUPERCHARGER	1355N	1435N
	SUPERCHARGED	1444N	1298N
2004-2005	3.8	1355N	1435N
	4.6	1427N	1427N
G5			
2007-2009	AUTO	1360N	1360N
	MAN	1362N	1363N
G6			
2005-2006	2.4 + 3.5	1380N	1380N
	3.9 AUTO	1380N	1380N
	MAN	1384N	1385N
2007-2008	Auto 4 spd.	1380N	1380N
GRAND AM			
1996-1998	AUTO	1223N	1210N
1999-2005	AUTO	1343N	1343N
GRAND PRIX			
1997-1997	3.1	1349N	1350N
	3.8 W/O Supercharger	1349N	1409N
	W/Supercharger	1355N	1300N
1998-1999	3.1	1349N	1350N
	3.8 W/O Supercharger	1355N	1409N
	W/Supercharger	1355N	1300N
2000-2008	W/O Supercharger	1355N	1350N
	W/Supercharger	1355N	1300N




DIVERSIFIED SHAFTS SOLUTIONS AXLE ASSEMBLIES

MODEL	PONTIAC CONT'D	LEFT	RIGHT
PURSUIT			
2005-2006	AUTO	1360N	1360N
	MAN	1362N	1363N
SUNFIRE			
1995-1999	AUTO 3spd	1323N	1324N
	4spd	1423N	1423N
	MAN	1319N	1318N
2000-2001	AUTO 3spd	1323N	1324N
	4spd	1423N	1423N
	MAN	1319N	1439N
2002-2005	AUTO	1423N	1423N
	MAN	1319N	1439N
MONTANA			
1997-1998		1349N	1350N
1999-2001		1355N	1350N
2002-2005	FWD	1355N	1350N
	AWD	1355N	1446N
TORRENT			
2006		1332N	1333N
TRANSPORT			
1997-1998		1349N	1350N
VIBE			
2003-2008	AUTO (2WD)	4281N	4282N
	MAN (2WD) 5spd	4283N	4284N
	6spd	4283N	4286N
	AWD	4287N	4288N


MODEL	PORSCHE	LEFT	RIGHT
BOXSTER (REAR AXLES)			
2000-2004			
2.7	MAN 5 SPD	2440R	2441R
	AUTO	2442R	2442R
3.2	MAN 6 SPD	2443R	2443R
	AUTO	2444R	2444R

MODEL	RANGE ROVER/LAND ROVER	LEFT	RIGHT
FREELANDER			
2002-2005		1011N	1010N



DIVERSIFIED SHAFTS SOLUTIONS AXLE ASSEMBLIES

MODEL	SAAB	LEFT	RIGHT
9-3			
	1999-2002 Except Viggen	0016N	0015N
	2003-2007	0013N	0013N
9-5			
	1999-2001	0018N	0018N
	2002-2008	0020N	0020N
900			
	1994-1998 ALL Turbo . .(EXCEPT V6)	0016N	0016N
	4 cyl: Non-Turbo- AUTO	0016N	0016N
	MAN.....	xxxxx	xxxxx
	V6	0016N	XXXX
9000			
	1991-1993 B234 Except Turbo		
	AUTO.....	xxxxx	0014N
	MAN.....	0014N	0014N
	B234 Turbo		
	AUTO.....	0010N	0010N
	MAN.....	xxxxx	0010N
	1994-1998 B308i (V6) B234i (4 cyl).....	0014N	0014N
	B234L, B234R.....	0010N	0010N
	B234E AUTO.....	0010N	0010N
	MAN.....	0014N	0014N
9-7X			
	2002-2006	1445N	1445N




DIVERSIFIED SHAFTS SOLUTIONS AXLE ASSEMBLIES

MODEL	SATURN	LEFT	RIGHT
L SERIES			
2000-2003	AUTO	1322N	1322N
2004-2005	1322N	1322N
ION			
2003	ALL	1337N	1338N
2004	AUTO Code M43*.....	1337N	1338N
	Code M75*.....	1337N	1352N
	MAN 2.0.....(Red Line).....	1340N	1340N
	2.2.....	1337N	1338N
2005-2007	AUTO Code M43*.....	1337N	1338N
	Code MN5*.....	1341N	1341N
	MAN Code MU3*.....	1340N	1340N
	Code M86*.....	1337N	1338N
<i>*Option Code</i>			
VUE			
2002-2003	FWD 3.0	1332N	1332N
	AWD 3.0	1332N	xxxxx

MODEL	SCION	LEFT	RIGHT
XA-XB			
2003-2006		5293N	5294N
T/C			
2005-2007		527N	528N


MODEL	SUBARU	LEFT	RIGHT
FORESTER			
FRONT AXLES			
1997-up to 2/2000		187N	187N
From 2/2000 Thru 2002		193N	193N
2003-2008		196N	196N
REAR AXLES			
1998-2000		140R	140R
2001-2002.....		142R	143R
2003-2005 EXCEPT TURBO		166R	167R
B9 TRIBECA			
2006-2007.....		175N	175N
BAJA			
2003-2006	EXCEPT TURBO.....	193N	193N
	2.5L TURBO	196N	196N



DIVERSIFIED SHAFTS SOLUTIONS AXLE ASSEMBLIES


MODEL	SUBARU CONT'D	LEFT	RIGHT
IMPREZA & IMPREZA OUTBACK EXCEPT WRX / STI			
FRONT AXLES			
1993-1995 (Except 2 WD Manual)		187N	187N
1996-1999		187N	187N
2000-2004		193N	193N
2005-2007		196N	196N
REAR AXLES			
1995 ALL		140R	140R
1996 2.2 MAN.		140R	140R
1997-2000 MAN.		140R	140R
IMPREZA WRX (except STI)			
FRONT AXLES			
2002-2004		181N**	181N**
2005-2006		182N**	182N**
** Built with upgraded internal components.			
IMPREZA WRX STI			
FRONT AXLES			
2003-2004		178N	178N
2005-2007		198N	198N
LEGACY & LEGACY OUTBACK			
FRONT AXLES			
1990-1999		187N	187N
2000-2004		193N	193N
2005-2008 All.		190N	190N
REAR AXLES			
1995-1999		140R	140R
2000		162R	163R
2001-2004 ...MAN.		162R	163R
2001-2004 ...2.5L AUTO.		164R	165R
2002-2003 ...3.0L AUTO.		166R	167R

** Technician must check carefully for a Subaru defective OE snap ring on the inner joint of the OE axle removed. If the OE axle does not have an inner snap ring or if it is only partially intact the snap ring or its parts will still be in the transmission and must be removed before the new axle is installed.




DIVERSIFIED SHAFTS SOLUTIONS AXLE ASSEMBLIES

MODEL	TOYOTA	LEFT	RIGHT
AVALON			
1995-1996		551N	551N
1997-2001		650N	651N
2002-2004		653N	654N
CAMRY			
1983-1988	2WD	4930N	4930N
1989-1991	4 CYL Plug.....	525N	526N
	Bolt on	4930N	4930N
	V6	541N	541N
1992-1996	4 CYL	555N	556N
	V6	551N	551N
1997-2001	4 CYL	555N	556N
	6 CYL AUTO.....	650N	651N
2002-2006	4 CYL	510N	511N
	6 CYL	512N	513N
CELICA			
1990-1993	GT-GTS	525N	526N
	ST AUTO	XXXXX	XXXXX
	MAN	4298N	4299N
1994-1999	1.8L	XXXXX	XXXXX
	2.2L	525N	526N
2000-2005		508N	509N
COROLLA			
1988-1992	Except FX-16	5291N	5292N
	AWD.....	523N	524N
1993-2002		4298N	4299N
2003-2008	AUTO.....	4271N	4282N
	MAN.. 5 spd	4273N	4284N
	6 spd.....	4273N	4286N
ECHO			
2000-2005		5293N	5294N
F-J CRUISER			
2007-2009		546N	546N



DIVERSIFIED SHAFTS SOLUTIONS AXLE ASSEMBLIES

MODEL	TOYOTA CONT'D		LEFT	RIGHT
HIGHLANDER				
2001-2003	2WD	4CYL	510N	511N
		6CYL	572N	573N
	AWD	516N	517N
2004-2007	2WD	4CYL	510N	511N
		6CYL	501N	502N
	AWD	516N	517N
LANDCRUISER				
1998-2007		565N	565N
MATRIX				
2003-2009	FWD	AUTO.	4281N	4282N
		MAN ..5spd.	4283N	4284N
		6spd.	4283N	4286N
	4WD-AWD.	4287N	4288N
PASSEO				
1992-1999		4935N	4936N
PRIUS				
2001-7/2003		5000N	5001N
8/2003-2009		5002N	5003N
PREVIA				
1991-1997		538N	538N
RAV-4				
1996-2000	FWD	AUTO.	521N	526N
		MAN.	xxxx	xxxx
	AWD.	523N	524N
2001-2005	2WD	527N	528N
	AWD.	529N	530N
SEQUOIA				
2001-2007		520N	520N
SIENNA VAN				
1998-2001		650N	651N
2002-2003		653N	654N
2004-2009	FWD	655N	656N
	AWD.	659N	660N



DIVERSIFIED SHAFTS SOLUTIONS AXLE ASSEMBLIES

MODEL	TOYOTA CONT'D 2	LEFT	RIGHT
SOLARA			
1999-2001	4 CYL	555N	556N
	6 CYL AUTO	650N	651N
2002	4 CYL	510N	511N
	6 CYL AUTO	650N	651N
2003-2008	4 CYL	510N	511N
	6 CYL AUTO	501N	502N
TERCEL			
1992-1998		4935N	4936N
4 RUNNER			
1986-1995		545N	545N
1996-2002		547N	547N
2003-2009		546N	546N
PICK UP EXCEPT T-100 / TACOMA			
1986-1995		545N	545N
TACOMA			
1995-2004	W/O Manual lock Hub	547N	547N
	W/ Manual Locking Hub	549N	549N
2005-2009		550N	550N
T-100			
1993-1998		548N	548N
TUNDRA			
2000-2006		520N	520N



DIVERSIFIED SHAFTS SOLUTIONS AXLE ASSEMBLIES


MODEL	VOLKSWAGEN		LEFT	RIGHT
BEETLE				
1969-1979	REAR AXLES		132R	132R
1998-1998	2.0L	AUTO	2308N	2309N
		MAN	2305N	2306N
1999-2001	1.8L	All	2300N*	2302N*
	1.9-2.0	AUTO	2300N*	2302N*
		MAN	2305N	2306N
2002-2005	1.8L	AUTO Except 6A/T Trans.	2300N*	2302N*
		With 6A/T Transmission.	2303N	2304N
	MAN	All Except Turbo S	2300N*	2302N*
		Turbo S 6 spd MAN.	2403N	2404N
	1.9L	AUTO Except 6A/T Trans.	2300N*	2302N*
		With 6A/T Transmission	2303N	2304N
	MAN	2305N	2306N	
2006-2009	2.0L	AUTO Except 6A/T Trans.	2300N*	2302N*
		With 6A/T Transmission	2303N	2304N
	MAN	2305N	2306N	
	1.9L	AUTO Except 6A/T Trans.	2300N*	2302N*
With 6A/T Transmission		2303N	2304N	
	MAN	2305N	2306N	
2.5L	AUTO	2303N	2304N	
	MAN	TBA	TBA	

* Any modifications, including but not limited to: custom wheels, change in tire profile size, worn or broken motor and transmission mounts, bent struts, bent control arms, and worn control arm bushings will cause the axles to vibrate and/or pull apart from the inner joint, voiding the warranty. SEE HIGH PERFORMANCE ALTERNATE PART #'s BELOW FOR AVOIDING ABOVE OEM ISSUES*

****HIGH PERFORMANCE VOLKSWAGEN****

HP2300 replaces 2300N
HP2302 replaces 2302N

*** These axles carry a specially designed inner joint allowing for twice the travel space as compared to the OE design. This allows for the addition of custom wheels and tires on these vehicles as well as superior performance and stability.



DIVERSIFIED SHAFTS SOLUTIONS AXLE ASSEMBLIES

MODEL	VOLKSWAGEN CONT'D 1	LEFT	RIGHT
CABRIO - CABRIOLET			
1995-2002	AUTO	2234N	2235N
	MAN	2231N	2232N
CC			
2006-2011 2.0T	AUTO 6spd (plug in inboard joint)	2458N	2459N
	AUTO Dual Clutch (bolt on inboard joint)	2450N	2451N
	MAN	2456N	2457N
EOS			
2007-2010 2.0T	AUTO Dual Clutch (bolt on inboard joint) ..	2450N	2451N
	MAN	2456N	2457N
GOLF			
1993-1998	4 CYL AUTO	2234N	2235N
	MAN	2231N	2232N
	V6	2244N	2245N
1999*** Split Year OLD BODY STYLE = 1H in vin - use 1993-1998			
1999*** Split Year NEW BODY STYLE = 9M in vin - use 2000-2001			
2000-2001	1.8 ALL	2300N*	2302N*
	1.9 & 2.0 AUTO	2300N*	2302N*
	MAN	2305N	2306N
	2.8 ALL	2300N*	2302N*
2002-2006 (except 2006-2011 GTI 2.0T -----see GTI for this application)			
	1.8 AUTO 4 spd	2300N*	2302N*
		5 spd Triptronic	2419N
	MAN 5 spd	2300N*	2302N*
	1.9 & 2.0 AUTO 4 spd	2300N*	2302N*
		5 spd Triptronic	2419N
	MAN 5 spd	2305N	2306N
	2.8 V6. MAN 12Valve 5 spd	2282N	2302N*
		24Valve 6 spd	2280N
			2281N
GTI			
2006-2011	2.0 T AUTO Dual Clutch (bolt on inboard joint)	2450N	2451N
	MAN	2456N	2457N


*** Any modifications, including but not limited to: custom wheels, change in tire profile size, worn or broken motor and transmission mounts, bent struts, bent control arms, and worn control arm bushings will cause the axles to vibrate and/or pull apart from the inner joint, voiding the warranty. SEE HIGH PERFORMANCE ALTERNATE PART #'s BELOW FOR AVOIDING ABOVE OEM ISSUES****

HIGH PERFORMANCE VOLKSWAGEN

HP2300 replaces 2300N

HP2302 replaces 2302N

*** These axles carry a specially designed inner joint allowing for twice the travel space as compared to the OE design. This allows for the addition of custom wheels and tires on these vehicles as well as superior performance and stability.



DIVERSIFIED SHAFTS SOLUTIONS AXLE ASSEMBLIES


MODEL	VOLKSWAGEN CONT'D 2	LEFT	RIGHT
JETTA			
1993-1998	4 CYL AUTO	2234N	2235N
	MAN	2231N	2232N
	V6	2244N	2245N
1999*** Split Year OLD BODY STYLE = 1H in vin - use 1993-1998			
1999*** Split Year NEW BODY STYLE = 9M in vin - use 2000-2001			
2000-2001	1.8 ALL	2300N*	2302N*
	1.9 & 2.0 AUTO	2300N*	2302N*
	MAN	2305N	2306N
	2.8 ALL	2300N*	2302N*
2002 thru 12/2004 (To Chassis # 9M 5 149999)			
	1.8 AUTO 4 spd	2300N*	2302N*
	5 spd Triptronic	2419N	2420N
	MAN .. 5 spd	2300N*	2302N*
	1.9 & 2.0 AUTO 4 spd	2300N*	2302N*
	5 spd Triptronic	2419N	2420N
	MAN 5 spd	2305N	2306N
	2.8 V6. AUTO 12Valve 4 spd	2282N	2302N*
	24 Valve 5spd Triptronic.	2419N	2420N
	MAN 12Valve 5 spd	2282N	2302N*
	24Valve 6 spd	2280N	2281N
FROM 1/1/2005 – 2007 (From CHASSIS # 1K 5 600001)			
	1.9 AUTO	2446N	2447N
	MAN	2448N	2452N
	2.0 T AUTO	2450N	2451N
	MAN	2456N	2457N
	2.5 AUTO	2454N	2455N
	MAN	2448N	2452N

*** Any modifications, including but not limited to: custom wheels, change in tire profile size, worn or broken motor and transmission mounts, bent struts, bent control arms, and worn control arm bushings will cause the axles to vibrate and/or pull apart from the inner joint, voiding the warranty. SEE HIGH PERFORMANCE ALTERNATE PART #'s BELOW FOR AVOIDING ABOVE OEM ISSUES****

HIGH PERFORMANCE VOLKSWAGEN


HP2300 replaces 2300N
HP2302 replaces 2302N

*** These axles carry a specially designed inner joint allowing for twice the travel space as compared to the OE design. This allows for the addition of custom wheels and tires on these vehicles as well as superior performance and stability. NOTE: THE ORIGINAL NUMBERS ARE STILL AVAILABLE.



DIVERSIFIED SHAFTS SOLUTIONS AXLE ASSEMBLIES

MODEL	VOLKSWAGEN CONT'D 3	LEFT	RIGHT
PASSAT - EXCEPT 4 Motion			
1995-1997	4 CYL AUTO	2234N	2235N
	MAN	2231N	2232N
	V6	2244N	2245N
1998-2001	2.8 AUTO	2312N	2313N
	MAN	2316N	2317N
1.8T MANUAL TRANSMISSION			
	1998 to 8/99 ... (Pancake inner)	2314N	2315N
	From 8/99 to 2/01 (Flanged inner / 33 spline outer)....	2318N	2319N
	From 2/01 thru 2001 (Flanged inner / 38 spline outer)...	2316N	2317N
1.8T AUTOMATIC TRANSMISSION			
	1998 to 2/01	2310N	2311N
	From 2/01-Thru 01	2312N	2313N
2002-2005	1.8/2.0/2.8 ALL... AUTO	2312N	2313N
	MAN	2316N	2317N
2006-2011	Includes Passat CC		
	2.0T AUTO 6spd (plug-in inboard joint)	2458N	2459N
	AUTO Dual Clutch (bolt-on inboard joint)	2450N	2451N
	MAN	2456N	2457N
PASSAT 4 MOTION (AWD)			
1999-2005	W/O V8 AUTO	2340N	2341N
	MAN	2316N	2317N
	V8 (W8) AUTO	2312N	2313N
	MAN	2316N	2317N
RABBIT			
2006 - 2010			
	2.5 AUTO	2454N	2455N
	MAN	2448N	2452N
TOUAREG			
2004-2009	ALL	2500N	2500N



DIVERSIFIED SHAFTS SOLUTIONS AXLE ASSEMBLIES

MODEL	VOLVO	LEFT	RIGHT
850-series			
1993-1997		7801N	7802N
S40 - V40			
2000 AUTO.....		7811N	7812N
2001-2003 AUTO.....		7813N	7814N
2004-2004	AUTO 4 CYL.....	7813N	7814N
	AUTO 5 CYL.....	7823N	7824N
	AUTO AWD.....	7823N	7833N
2005-2008	FWD AUTO	7823N	7824N
	AWD AUTO.....	7823N	7833N
C70			
1998 only.....		7801N	7802N
1999-2000	AUTO... 4 spd...Auto AW50-42LE.....	7803N	7804N
	5 Spd Auto - AW55-50SN.....	7830N	7831N
2001-2004	AUTO.....	7830N	7831N
S60-Series			
2001-2006	FWD AUTO	7816N	7818N
	AWD AUTO.....	7816N	7828N
S80-Series			
1999-2005	AUTO 6 CYL W/ Visco Clutch.....	7819N	7820N
	W/O Visco Clutch.....	7819N	7822N
2004-2006	AUTO 5 CYL FWD.....	7848N	7849N
	AWD.....	7848N	7850N
S70 / V70 Series FWD			
1998 Only		7801N	7802N
1999-2000	AUTO - 4 spd AUTO - AW50-42LE.....	7803N	7804N
	5 Spd AUTO - AW55-50SN.....	7830N	7831N
2001-2006	AUTO With Turbo.....	7816N	7818N
	W/O Turbo.....	7816N	7818N
S70 / V70 / XC70 Series AWD (Except R Model)			
1998	AUTO AWD.....	7801N	7800N
1999	AUTO AWD.....	7803N	7805N
*** We have seen the 7807N axle in some of the 1999 production.			
2000	Auto AWD	7830N	7807N
2001-2006	AUTO EXCEPT CROSS COUNTRY (X/C)	7816N	7828N
2001-2006	AUTO W/ CROSS COUNTRY (X/C)	7808N	7809N
X/C 90			
2003-2006	5 CYL 2WD	7834N	7835N
	AWD	7834N	7836N
	6 CYL ALL	7837N	7838N
	8 CYL ALL	7839N	7840N
V50			
2005-2008	FWD AUTO	7823N	7824N
	AWD AUTO.....	7823N	7833N